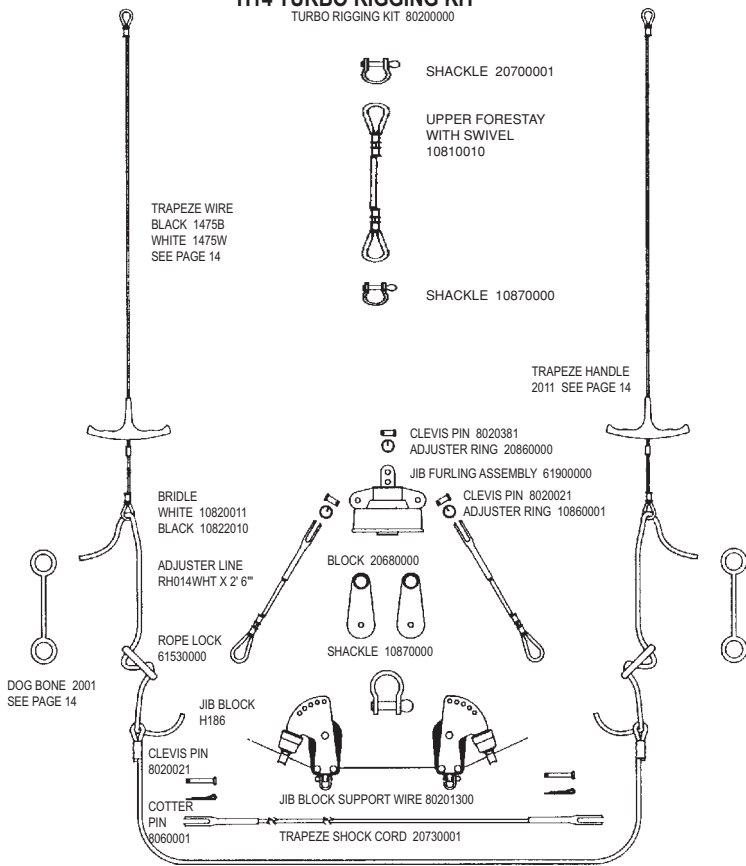


H14 TURBO RIGGING KIT

TURBO RIGGING KIT 8020000



H14 Rivet Guide

() = Quantity needed to fasten part

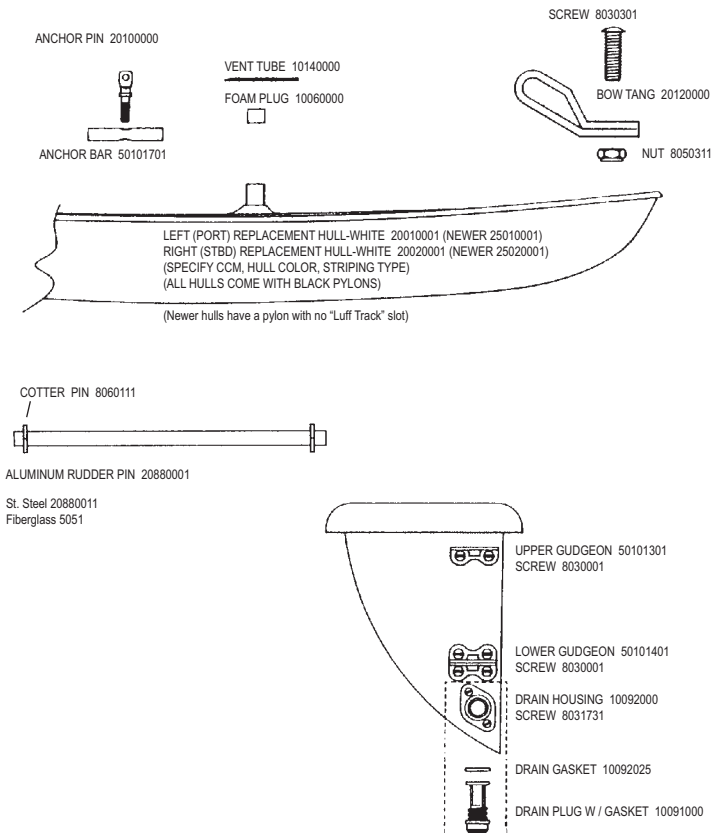
Mast	
Head	8010131 (2)
Halyard Hook	8010181 (2)
	8011291 (2)
Tang	8010181 (6)
	8011291 (6)
Halyard Cleat	8010121 (2)
Base	8010131 (3)
Sidebar	
Chain Plate	8010181 (3)
Rear Crossbar	
Corner Casting	8011231 (6)
Traveler Track	8010201 (18)
or	8010161 (18)
Pad Eye	8010181 (2)
Swivel Jam Cleat	8010201 (1)
	8031501 (2)
	8031231 (1)
	8050801 (1)
	8080101 (1)
Boom	
Front End Cap	8010131 (3)
Tang	8010181 (4)
Barrel Cleat	8010181 (2)
Block Hanger	8010181 (4)
Rear End Cap	8010131 (3)
Front Crossbar	
Mast Step	8011231 (4)
Corner Casting	8011231 (6)
Rudder Assembly	
Upper Casting (Underside)	8010131 (2)
Tiller End Cap	8011231 (1)
	8010131 (2)
Sail	
Headboard	8010020 (16)
Tack/Clew plate	8010020 (6)
Pocket Protector	8010020 (4)
(Requires setting machine-not available as hand tool)	

H16 Rivet Guide

() = Quantity needed to fasten part

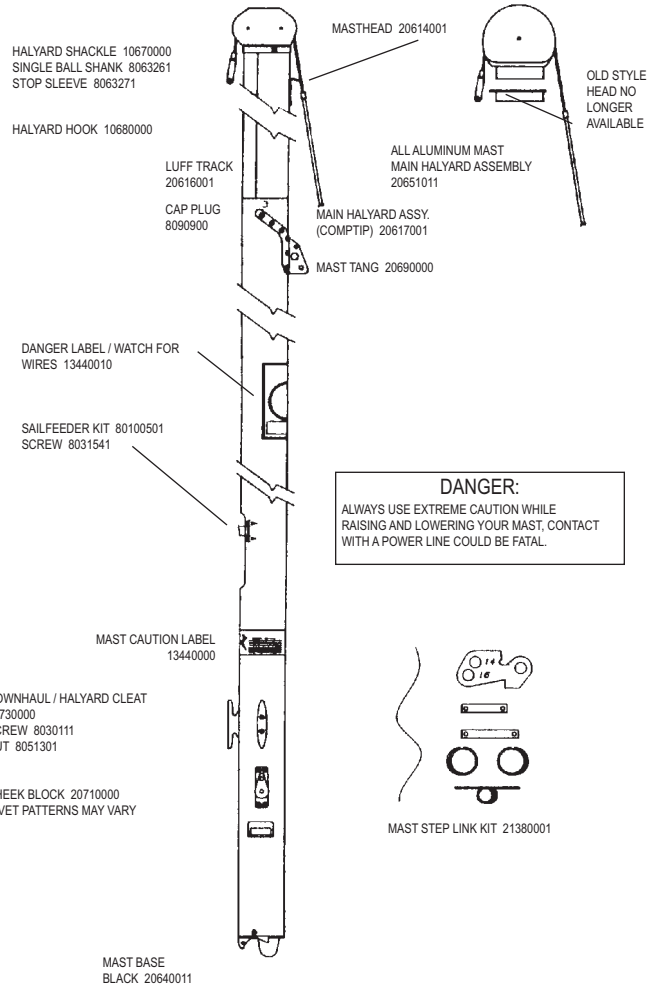
Mast	
Head	8010131 (4)
Halyard Hook	8010181 (2)
	8011291 (2)
Tang	8010181 (12)
	8011291 (12)
Halyard Cleat	8010121 (2)
Base	8010131 (3)
Downhaul Cheek Block	8010181 (4)
Front Crossbar	
Corner Casting	8011231 (6)
Mast Step	8011231 (4)
Jib Track	8010201 (6)
Swivel Jam Cleat	8010201 (1)
or	801016
Pad Eye	8031501 (2)
Swivel Jam Cleat	8031231 (1)
	8050801 (1)
	8080101 (1)
Rudder Assembly	
Upper Casting (underside)	8010131 (2)
Tiller End Cap	8011231 (1)
	8010131 (2)
Boom	
Front End Cap	8010131 (3)
Tang	8010181 (4)
Barrel Cleat	8010181 (2)
Block Hanger	8010181 (4)
Rear End Cap	8010131 (2)
Rear Crossbar	
Corner Casting	8011231 (6)
Traveler Track	8010201 (20)
Pad Eye	8010181 (2)
Swivel Jam Cleat	8010201 (1)
	8031501 (2)
	8031231 (1)
	8050801 (1)
	8080101 (1)
Sail	
Main Headboard	8010020 (16)
Tack/Clew Plate	8010020 (6)
Main Pocket Prtc	8010020 (4)
Jib Clew Plate	8010020 (16)
Jib Pocket Prtc	8010020 (3)

H16 HULL

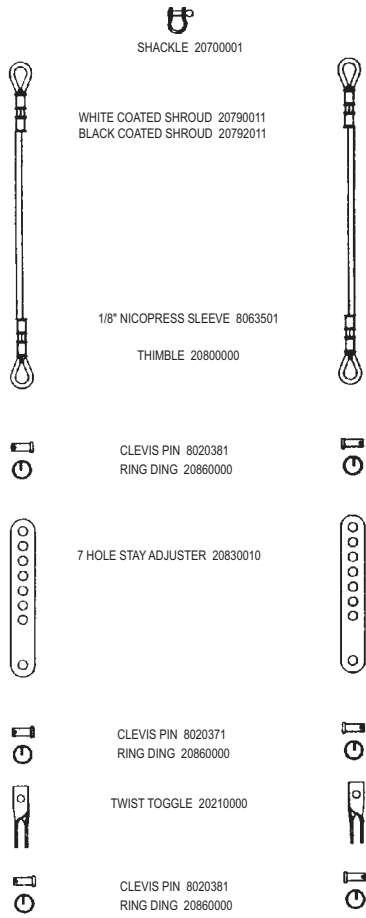


H16 MAST

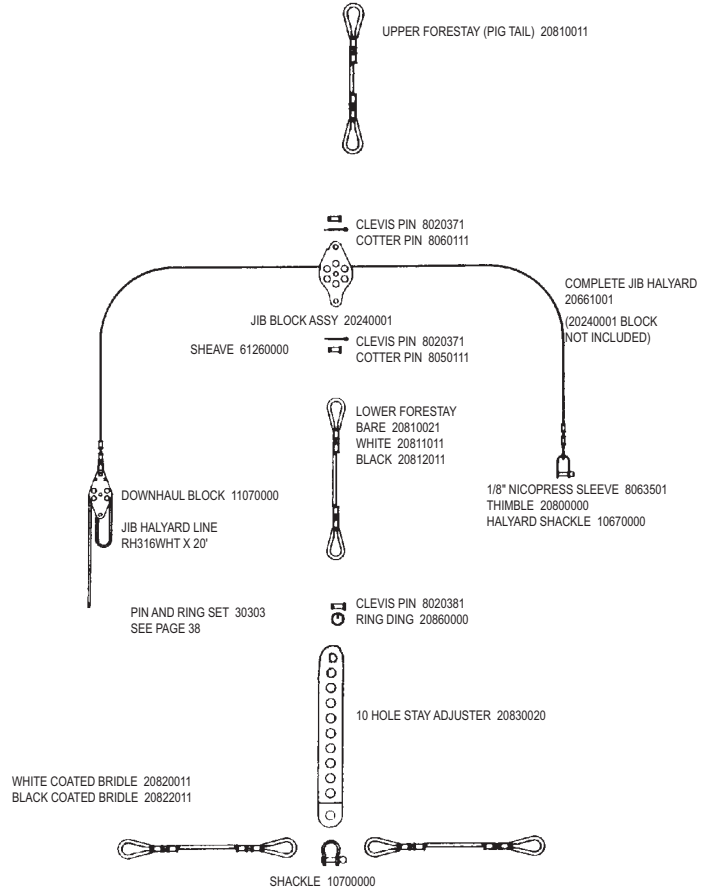
COMPLETE MAST ASSEMBLY, BLACK 20610000
COMPTIP ASSEMBLY 20611100



H16 SHROUDS

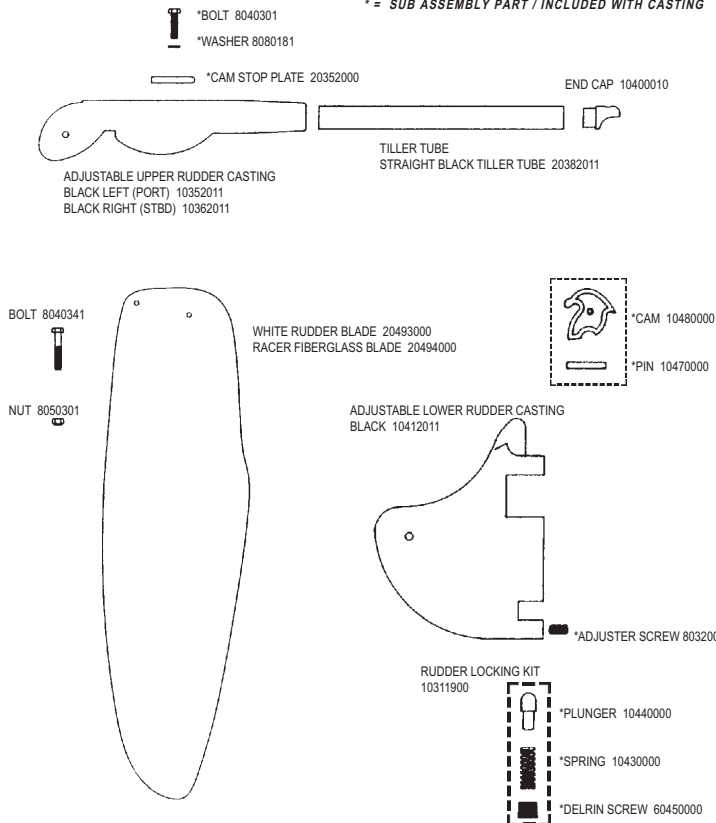


H16 FORESTAY, JIB HALYARD, BRIDLE

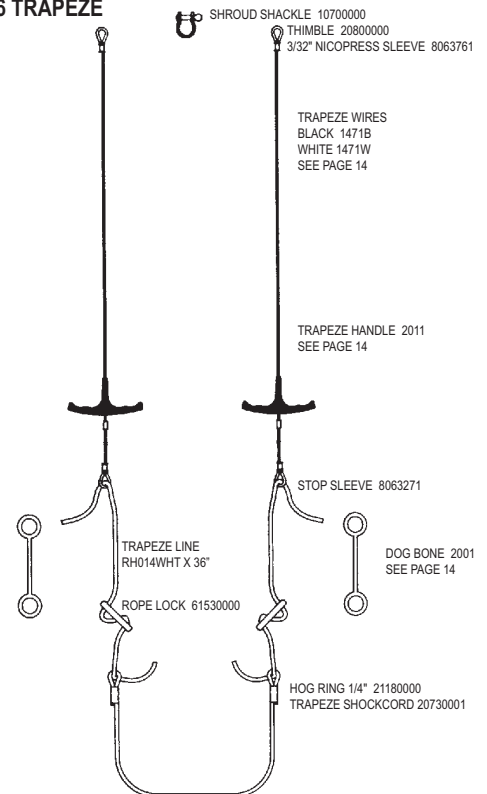


H16 RUDDER

* = SUB ASSEMBLY PART / INCLUDED WITH CASTING



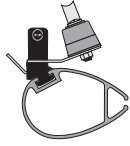
H16 TRAPEZE



H16 FRONT CROSSBAR

BLACK FRONT CROSSBAR W/MAST STEP / INTEGRATED TRACK 25131910

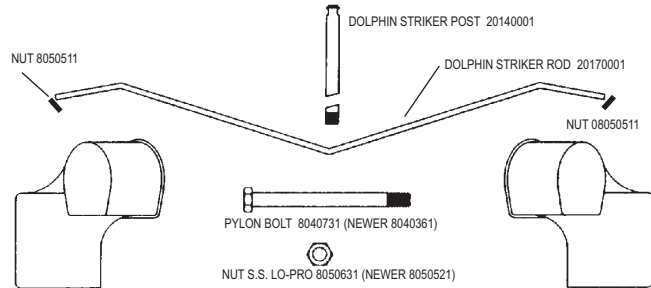
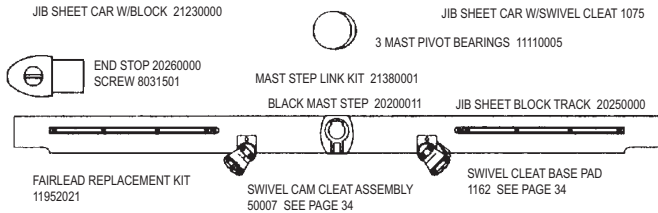
BLACK FRONT CROSSBAR W/MAST STEP / INTEGRATED TRACK - 25131910
JIB CAR STOP 2523105 SCREW 8031501



NEW FOR 2005
25232201 Port
25232211 Starboard



See car options on page 34



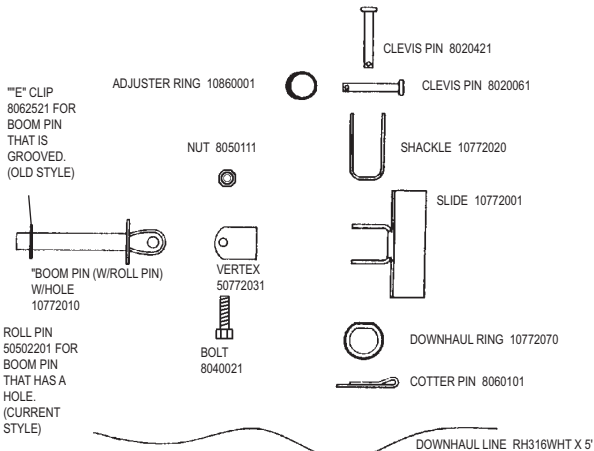
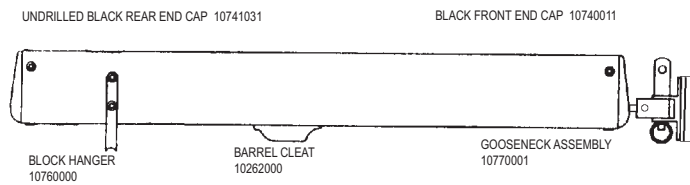
LEFT (PORT) FRONT CORNER CASTING BLACK 10150011
(95-) LEFT (PORT) FRONT CORNER CASTING BLACK 10152011
RIGHT (STBD) FRONT CORNER CASTING BLACK 10160011
(95-) RIGHT (STBD) FRONT CORNER CASTING BLACK 10162011

* Not all '95 boats had newer style castings / pylons.

(95-03) FRONT CORNER CASTING JIB TRAVELER SHEAVE
SHEAVE 60620000
RIVET 8011251

H16 BOOM

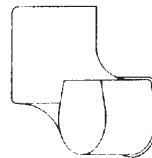
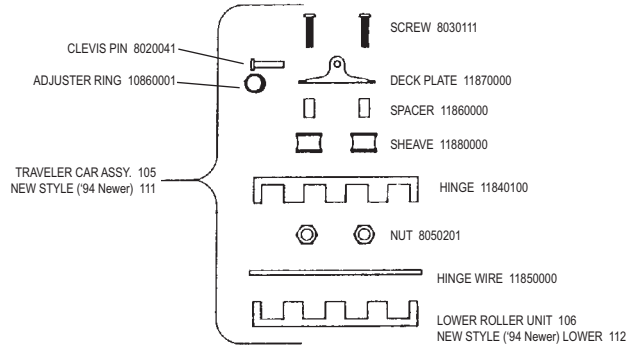
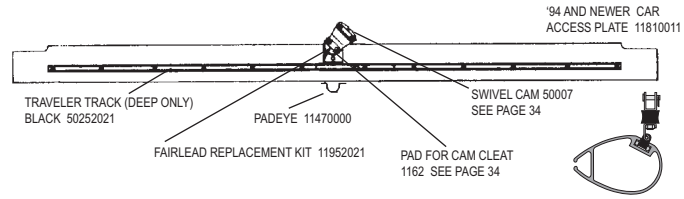
BOOM ASSEMBLY
BLACK 20720011



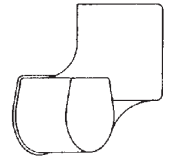
H16 REAR CROSSBAR

ALL YEARS - BLACK REAR (AFT) CROSSBAR w/ INTEGRATED TRACK, WITHOUT CORNER CASTINGS, INCLUDES CAR ACCESS PLATE 25191911

'94 AND NEWER CAR ACCESS PLATE 11810011



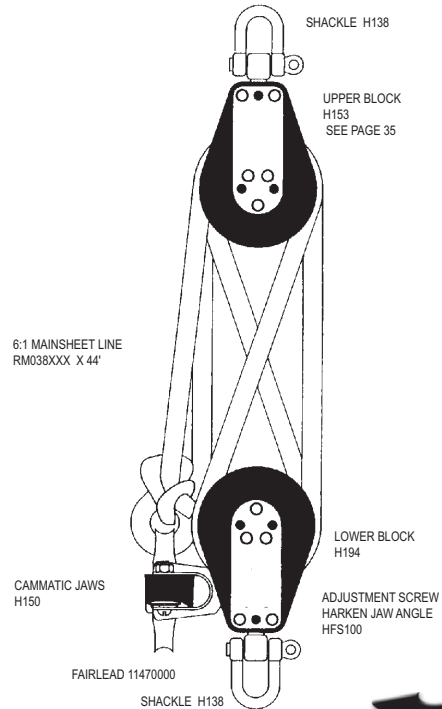
BLACK LEFT REAR CORNER CASTING 10210011



BLACK RIGHT REAR CORNER CASTING 10200011

* Not all '94 boats had newer style castings / pylons.

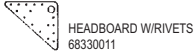
H16 BLOCK SET



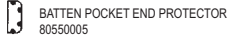
To order from your nearest Hobie Cat dealer
U.S.A. hobiecat.com 1-800-HOBIE-49
Australasia hobiecat.com.au 1-800-4-Hobie

H16 MAIN SAIL & BATTENS

MAIN SAIL 20991XXX
SEE SEQUENTIAL PARTS LIST
OR SAIL COLOR SELECTION
SHEET, PAGE 20



HEADBOARD W/RIVETS
68330011



BATTEN POCKET END PROTECTOR
80550005




PAIR OF WHITE HOBBIE LOGOS 12430001
PAIR OF BLACK HOBBIE LOGOS 12430011



CLASS INSIGNIA 22330000



SAIL WIND INDICATOR 335
SEE PAGE 26



LEECH BATTEN TIP 11323000
SEE PAGES 25



LUFF BATTEN TIP 11322011
SEE PAGE 25



BATTEN TIE LINE
RH112WHT X 18"

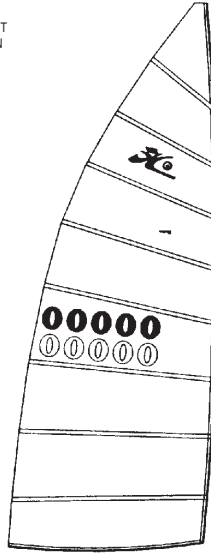
SAIL NUMBERS

	BLACK	WHITE
#0	12700030	12700000
#1	12710030	12710000
#2	12720030	12720000
#3	12730030	12730000
#4	12740030	12740000
#5	12750030	12750000
#6 & #9	12760030	12760000
#7	12770030	12770000
#8	12780030	12780000



CLEW/TACK PLATE SET 12240000

OUTHHAUL LINE RH316WHT X 74"




SAIL BAG/COVER 21310000




21000001 HOBBIE 16 BATTEN SET
(FOR INDIVIDUAL BATTENS SEE UNIVERSAL BATTENS ON PAGE 25)


H16 JIB SAIL & BATTENS



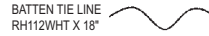
JIB HANK W/SCREW 22090001



SAIL WIND INDICATOR 335
SEE PAGE 26



POCKET END PROTECTOR KIT 22080905



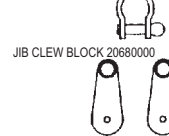
BATTEN TIE LINE RH112WHT X 18"



JIB SHEET LINE RM516XXX X 32'
BLUE IS STOCK



BELL SHACKLE 10870000



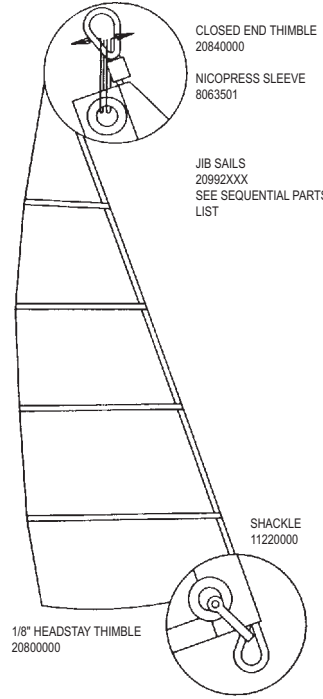
JIB CLEW BLOCK 20680000



ADJUSTABLE JIB CLEW PLATE 22240000



JIB LEACH CAP 21333000



CLOSED END THIMBLE 20840000

NICOPRESS SLEEVE 8063501

JIB SAILS 20992XXX
SEE SEQUENTIAL PARTS LIST

SHACKLE 11220000

1/8" HEADSTAY THIMBLE 20800000

JIB BATTEN SET 20400001



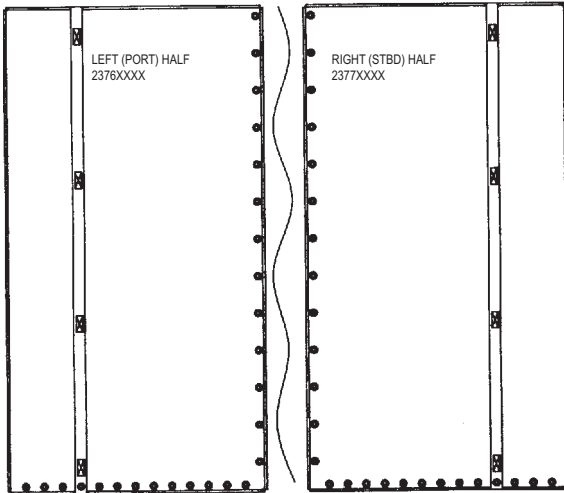
FOR INDIVIDUAL BATTENS SEE UNIVERSAL BATTENS ON PAGE 25

H16 TRAMPOLINE, SIDEBAR

BLACK SIDEBAR 20270011



COMPLETE TRAMPOLINE (Does not include lace line)
WHITE 20970000
BLACK MESH 20970055
TEAL MESH 20970066
BLUE MESH 20970057
TURQ MESH 20970058
GREY MESH 20970059



LEFT (PORT) HALF 2376XXXX

RIGHT (STBD) HALF 2377XXXX

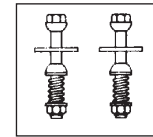
CENTER LACING LINE RH014WHT X 20'

REAR (AFT) LACING LINE RH014WHT X 15' (x2)

LACING STRIP
WHITE 13780000
BLACK MESH 13780055
BLUE MESH 13780057
GREY MESH 13780059

H16 TILLER CROSSBAR

TILLER CONNECTOR KIT 11520005



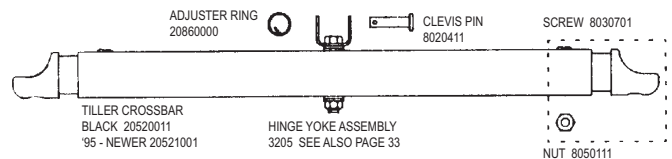
SCREW 8030111
NUT 8050201

FIBERGLASS EXTENSION WITH HINGE 20550001 (79")

HINGE 10532010

EXTENSION TIP 10560000

RUDDER ADJUSTER KIT 60400011



ADJUSTER RING 20860000

CLEVIS PIN 8020411

SCREW 8030701

TILLER CROSSBAR
BLACK 20520011
95 - NEWER 20521001

HINGE YOKE ASSEMBLY 3205 SEE ALSO PAGE 33

NUT 8050111